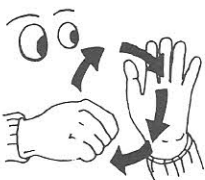
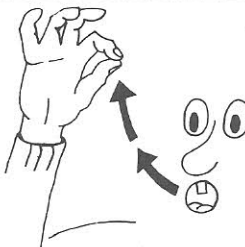


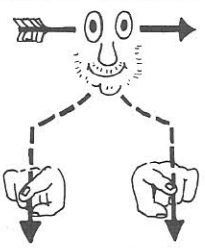
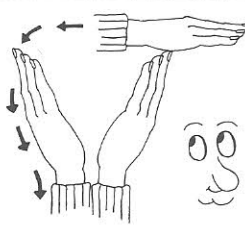
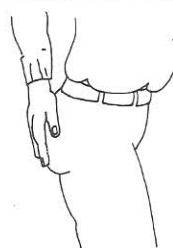
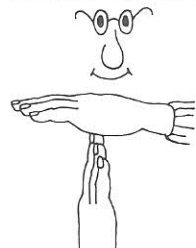
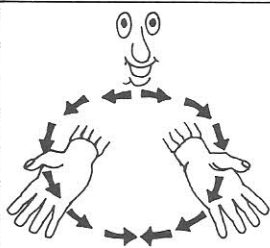



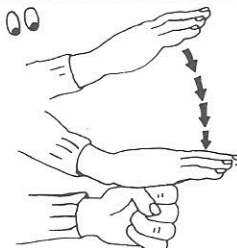
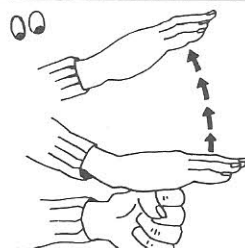
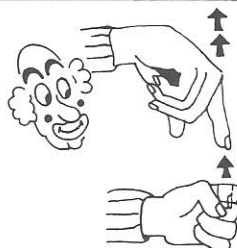
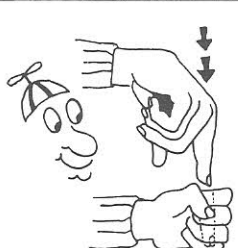
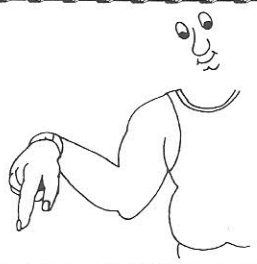
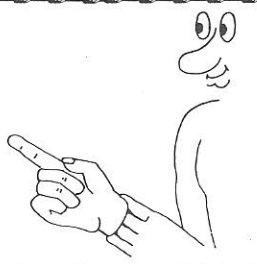




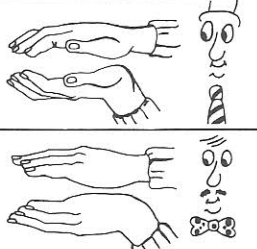

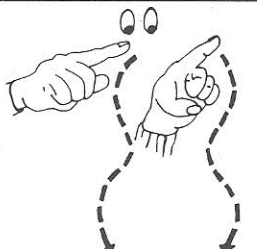









# Partymime™

The Official Charades Game

## Mime-Signs™

			
<b>"MOVIE"</b> Act as if you are cranking an old movie camera.	<b>"SONG"</b> Act as if you are drawing musical notes from your mouth.	<b>"QUOTE"</b> Draw quotation marks with two fingers from each hand.	<b>"BOOK"</b> Open your hands as if holding a book.
			
<b>"PLAY"</b> Outline theatre curtains with your forefingers.	<b>"T.V."</b> First form the letter "T" with your hands. Then, moving the top hand, form the letter "V".	<b>"BUT"</b> Slap your hand on your "butt".	<b>"THE"</b> Form the letter "t" with both hands.
			
<b>WHOLE THING</b> This sign is used to indicate an entire concept and is acted by outlining a large circle with both hands.	<b>ON THE NOSE</b> Place your forefinger on your nose to indicate to your teammates that they have said the correct word.	<b>NUMBER OF WORDS</b> Hold up fingers appropriate to the number of words in the charade. Follow the same procedure to indicate the word about to be acted.	<b>NUMBER OF SYLLABLES</b> Place appropriate number of fingers on inside of arm; Follow the same procedure to indicate the syllable about to be acted.
			
<b>"ON"</b> Form a fist with one hand and place the other hand flatly on top of it.	<b>"OFF"</b> Start in the "on" position and take the hand off the fist.	<b>"OUT"</b> Start in the "in" position and take the forefinger out of the fist.	<b>"IN"</b> Push the forefinger of one hand into a fist formed with the other.

			
<b>"HERE"</b> Point your forefinger directly down in front of you.	<b>"THERE"</b> Point your forefinger away from you.	<b>"OR"</b> Act as if you are rowing a boat (using oars).	<b>"LOVE"</b> Cross both hands over your heart.
			
<b>PLURAL</b> Hook your two forefingers together to indicate that your teammates have the right word but the plural form is correct.	<b>"A"</b> Form the letter "a" with the thumbs and forefingers of both hands.	<b>OPPOSITE OF</b> Put two hands flatly together and turn them to the opposite side.	<b>MASCULINE</b> To indicate words relating to the masculine gender (eg. "his", "him", "he", "man", etc.), flex the bicep on one arm.
			
<b>FEMININE</b> To indicate words relating to the feminine gender (eg. "hers", "her", "she", "woman", etc.), outline the curves of a female body.	<b>SORT OF</b> This sign indicates that your teammates are very close to guessing the correct word and is acted by flapping both hands in front of you.	<b>SOUNDS LIKE</b> This sign precedes the acting of a word that rhymes with the word in the charade and is acted by tugging on your earlobe.	<b>PAST TENSE</b> This sign indicates that your teammates have the correct word but that the past tense is appropriate. It is acted by waving one hand over the shoulder.
			<b>Be Original.</b>  <b>Create</b> <b>your own</b> <b>Mime-Signs™</b> 
<b>SMALL WORD</b> This sign can indicate many small words (eg. "for", "to", "and", etc.) and is acted by holding the thumb and forefinger slightly apart.	<b>SHORTER VERSION</b> This sign indicates that your teammates have got the correct word but you require a shorter version of it. It is signalled by making the motion of chopping with one hand.	<b>LONGER VERSION</b> This sign indicates that your teammates have got the correct word but you require a longer version of it. It is signalled by placing fingertips together and pulling them apart.	